

2002 Collegiate Far Western Volleyball Invitational

Saturday-Sunday, February 16-17

Pool A

| Team | Point Ratio | Matches | | Games | | Pool Finish |
|----------------|-------------|---------|------|-------|------|-------------|
| | | Won | Lost | Won | Lost | |
| 1 Arizona | 1.714 | 4 | 0 | 8 | 0 | 1 |
| 2 Fresno St. | 1.040 | 3 | 1 | 6 | 3 | 2 |
| 3 UC Davis II | 0.957 | 1 | 3 | 4 | 7 | 4 |
| 4 Los Medanos | 0.897 | 2 | 2 | 4 | 5 | 3 |
| 5 Chico St. II | 0.703 | 0 | 4 | 0 | 8 | 5 |

All matches best of three games. Games 1 and 2 to 25.

Game 3, if necessary, to 15. No cap in any game.

Pool B

| Team | Point Ratio | Matches | | Games | | Pool Finish |
|---------------------|-------------|---------|------|-------|------|-------------|
| | | Won | Lost | Won | Lost | |
| 1 San Diego St. | 1.299 | 4 | 0 | 8 | 0 | 1 |
| 2 Air Force Academy | 0.962 | 2 | 2 | 5 | 5 | 3 |
| 3 Sacramento St. II | 1.109 | 2 | 2 | 5 | 4 | 2 |
| 4 San Jose St. | 0.900 | 2 | 2 | 5 | 6 | 4 |
| 5 Oregon | 0.820 | 0 | 4 | 1 | 8 | 5 |

All matches best of three games. Games 1 and 2 to 25.

Game 3, if necessary, to 15. No cap in any game.

Court # 1

| (Ref) | Team | vs. | Team | Scores | | | |
|-------|------|-----|------|---------|---------|---------|----------|
| | | | | Game 1 | Game 2 | Game 3 | |
| (4) | 2 | vs. | 5 | 25 - 15 | 25 - 17 | - | 9:00 AM |
| (3) | 1 | vs. | 4 | 25 - 13 | 25 - 18 | - | 10:00 AM |
| (1) | 3 | vs. | 5 | 26 - 24 | 25 - 23 | - | 11:00 AM |
| (5) | 2 | vs. | 4 | 25 - 20 | 25 - 18 | - | Noon |
| (2) | 1 | vs. | 3 | 25 - 19 | 29 - 27 | - | 1:00 PM |
| (1) | 4 | vs. | 5 | 25 - 20 | 26 - 24 | - | 2:30 PM |
| (4) | 2 | vs. | 3 | 25 - 20 | 20 - 25 | 15 - 11 | 3:30 PM |
| (2) | 1 | vs. | 5 | 25 - 13 | 25 - 6 | - | 4:30 PM |
| (5) | 3 | vs. | 4 | 22 - 25 | 25 - 22 | 22 - 24 | 5:30 PM |
| (3) | 1 | vs. | 2 | 25 - 16 | 25 - 7 | - | 6:30 PM |

Court # 2

| (Ref) | Team | vs. | Team | Scores | | | |
|-------|------|-----|------|---------|---------|---------|----------|
| | | | | Game 1 | Game 2 | Game 3 | |
| (4) | 2 | vs. | 5 | 25 - 23 | 25 - 23 | - | 9:00 AM |
| (3) | 1 | vs. | 4 | 25 - 21 | 25 - 13 | - | 10:00 AM |
| (1) | 3 | vs. | 5 | 25 - 18 | 25 - 21 | - | 11:00 AM |
| (5) | 2 | vs. | 4 | 14 - 25 | 25 - 11 | 13 - 15 | Noon |
| (2) | 1 | vs. | 3 | 25 - 18 | 25 - 21 | - | 1:00 PM |
| (1) | 4 | vs. | 5 | 25 - 11 | 21 - 25 | 15 - 12 | 2:30 PM |
| (4) | 2 | vs. | 3 | 25 - 23 | 17 - 25 | 19 - 17 | 3:30 PM |
| (2) | 1 | vs. | 5 | 25 - 22 | 25 - 18 | - | 4:30 PM |
| (5) | 3 | vs. | 4 | 25 - 14 | 25 - 20 | - | 5:30 PM |
| (3) | 1 | vs. | 2 | 25 - 21 | 25 - 20 | - | 6:30 PM |

2002 Collegiate Far Western Volleyball Invitational

Saturday-Sunday, February 16-17

Pool C

| Team | Point Ratio | Matches | | Games | | Pool Finish |
|---------------------|-------------|---------|------|-------|------|-------------|
| | | Won | Lost | Won | Lost | |
| 1 Sacramento St. I | 1.327 | 4 | 0 | 8 | 1 | 1 |
| 2 Cal Poly SLO I | 1.229 | 3 | 1 | 6 | 2 | 2 |
| 3 Azusa Pacific | 0.855 | 1 | 3 | 2 | 6 | 5 |
| 4 UC San Diego | 0.936 | 1 | 3 | 3 | 6 | 4 |
| 5 San Francisco St. | 0.804 | 1 | 3 | 3 | 7 | 3 |

All matches best of three games. Games 1 and 2 to 25.

Game 3, if necessary, to 15. No cap in any game.

Pool D

| Team | Point Ratio | Matches | | Games | | Pool Finish |
|-------------------|-------------|---------|------|-------|------|-------------|
| | | Won | Lost | Won | Lost | |
| 1 UC Davis I | 1.080 | 2 | 2 | 5 | 4 | 2 |
| 2 Chico St. I | 1.346 | 4 | 0 | 8 | 1 | 1 |
| 3 Cal Poly SLO II | 0.965 | 1 | 3 | 3 | 6 | 4 |
| 4 Santa Clara | 0.894 | 2 | 2 | 4 | 4 | 3 |
| 5 Pacific | 0.795 | 1 | 3 | 2 | 7 | 5 |

All matches best of three games. Games 1 and 2 to 25.

Game 3, if necessary, to 15. No cap in any game.

Court # 3

| (Ref) | Team | vs. | Team | Scores | | | |
|-------|------|-----|------|---------|---------|---------|----------|
| | | | | Game 1 | Game 2 | Game 3 | |
| (4) | 2 | vs. | 5 | 25 - 11 | 25 - 16 | - | 9:00 AM |
| (3) | 1 | vs. | 4 | 25 - 23 | 25 - 15 | - | 10:00 AM |
| (1) | 3 | vs. | 5 | 25 - 15 | 25 - 21 | - | 11:00 AM |
| (5) | 2 | vs. | 4 | 25 - 18 | 25 - 15 | - | Noon |
| (2) | 1 | vs. | 3 | 25 - 19 | 25 - 21 | - | 1:00 PM |
| (1) | 4 | vs. | 5 | 25 - 20 | 23 - 25 | 22 - 24 | 2:30 PM |
| (4) | 2 | vs. | 3 | 25 - 18 | 25 - 16 | - | 3:30 PM |
| (2) | 1 | vs. | 5 | 25 - 21 | 25 - 27 | 15 - 9 | 4:30 PM |
| (5) | 3 | vs. | 4 | 21 - 25 | 14 - 25 | - | 5:30 PM |
| (3) | 1 | vs. | 2 | 25 - 16 | 25 - 11 | - | 6:30 PM |

Court # 4

| (Ref) | Team | vs. | Team | Scores | | | |
|-------|------|-----|------|---------|---------|---------|----------|
| | | | | Game 1 | Game 2 | Game 3 | |
| (4) | 2 | vs. | 5 | 25 - 11 | 25 - 16 | - | 9:00 AM |
| (3) | 1 | vs. | 4 | 25 - 17 | 25 - 22 | - | 10:00 AM |
| (1) | 3 | vs. | 5 | 25 - 23 | 25 - 23 | - | 11:00 AM |
| (5) | 2 | vs. | 4 | 25 - 16 | 26 - 24 | - | Noon |
| (2) | 1 | vs. | 3 | 25 - 23 | 25 - 18 | - | 1:00 PM |
| (1) | 4 | vs. | 5 | 25 - 15 | 25 - 21 | - | 2:30 PM |
| (4) | 2 | vs. | 3 | 23 - 25 | 25 - 12 | 15 - 12 | 3:30 PM |
| (2) | 1 | vs. | 5 | 25 - 18 | 22 - 25 | 13 - 15 | 4:30 PM |
| (5) | 3 | vs. | 4 | 25 - 15 | 27 - 25 | - | 5:30 PM |
| (3) | 1 | vs. | 2 | 23 - 25 | 20 - 25 | - | 6:30 PM |

**2002 Collegiate Far Western
Volleyball Invitational**
Saturday-Sunday, February 16-17

Challenge Rounds - Third & Fourth place teams

| | | |
|--------------------|------------------------|--|
| Court 1 8:00 PM | A3) Los Medanos | Cal Poly SLO II |
| | (2nd in Pool A) | Winner is 3rd in Pool A |
| | D4) Cal Poly SLO II | Loser is 4th in Pool D 25-13, 25-19 |
| Court 2 8:00 PM | B3) Air Force Academy | UC San Diego |
| | (2nd in Pool B) | Winner is 3rd in Pool B |
| | C4) UC San Diego | Loser is 4th in Pool C 19-25, 25-21, 15-7 |
| Court 3 8:00 PM | C3) San Francisco St. | San Jose St. |
| | (2nd in Pool C) | Winner is 3rd in Pool C |
| | B4) San Jose St. | Loser is 4th in Pool B 25-18, 25-23 |
| Court 4 8:00 PM | D3) Santa Clara | UC Davis II |
| | (2nd in Pool D) | Winner is 3rd in Pool D |
| | A4) UC Davis II | Loser is 4th in Pool A 25-18, 28-26 |

2002 Collegiate Far Western Volleyball Invitational

Saturday-Sunday, February 16-17

Sunday, February 17 Power Pool Play, four (4) pools on three (3) courts.

Pool AA

| | Team | Point Ratio | Matches | | Games | | Pool Finish |
|---|------------------|-------------|---------|------|-------|------|-------------|
| | | | Won | Lost | Won | Lost | |
| 1 | A1) Arizona | 1.613 | 2 | 0 | 4 | 0 | 1 |
| 2 | D2) UC Davis I | 1.096 | 1 | 1 | 2 | 2 | 2 |
| 3 | C3) San Jose St. | 0.540 | 0 | 2 | 0 | 4 | 3 |

Pool BB

| | Team | Point Ratio | Matches | | Games | | Pool Finish |
|---|--------------------|-------------|---------|------|-------|------|-------------|
| | | | Won | Lost | Won | Lost | |
| 1 | B1) San Diego St. | 0.990 | 1 | 1 | 2 | 2 | 2 |
| 2 | C2) Cal Poly SLO I | 1.431 | 2 | 0 | 4 | 0 | 1 |
| 3 | D3) UC Davis II | 0.700 | 0 | 2 | 0 | 4 | 3 |

All matches best of three games. Games 1 and 2 to 25.
Game 3, if necessary, to 15. No cap in any game.

Court # 1

| (Ref) Team vs. Team | Scores | | | |
|---------------------|---------|---------|--------|----------|
| | Game 1 | Game 2 | Game 3 | |
| (AA2) AA1 vs. AA3 | 25 - 12 | 25 5 9 | - | 9:00 AM |
| (DD2) DD1 vs. DD3 | 25 - 17 | 25 - 20 | - | 10:00 AM |
| (CC1) CC2 vs. CC3 | 20 - 25 | 5 - 25 | - | 11:00 AM |
| (BB3) BB1 vs. BB2 | 26 - 28 | 19 - 25 | - | Noon |

Court # 2

| (Ref) Team vs. Team | Scores | | | |
|---------------------|---------|---------|---------|----------|
| | Game 1 | Game 2 | Game 3 | |
| (BB2) BB1 vs. BB3 | 25 - 22 | 25 - 21 | - | 9:00 AM |
| (AA1) AA2 vs. AA3 | 25 - 12 | 25 - 21 | - | 10:00 AM |
| (DD1) DD2 vs. DD3 | 25 - 19 | 19 - 25 | 15 - 11 | 11:00 AM |
| (CC3) CC1 vs. CC2 | 25 - 19 | 25 - 15 | - | Noon |

Pool CC

| | Team | Point Ratio | Matches | | Games | | Pool Finish |
|---|---------------------|-------------|---------|------|-------|------|-------------|
| | | | Won | Lost | Won | Lost | |
| 1 | C1) Sacramento St. | 1.695 | 2 | 0 | 4 | 0 | 1 |
| 2 | B2) Sacramento St. | 0.590 | 0 | 2 | 0 | 4 | 3 |
| 3 | A3) Cal Poly SLO II | 1.000 | 1 | 1 | 2 | 2 | 2 |

Pool DD

| | Team | Point Ratio | Matches | | Games | | Pool Finish |
|---|------------------|-------------|---------|------|-------|------|-------------|
| | | | Won | Lost | Won | Lost | |
| 1 | D1) Chico St. I | 1.160 | 2 | 0 | 4 | 1 | 1 |
| 2 | A2) Fresno St. | 1.008 | 1 | 1 | 3 | 3 | 2 |
| 3 | B3) UC San Diego | 0.844 | 0 | 2 | 1 | 4 | 3 |

All matches best of three games. Games 1 and 2 to 25.
Game 3, if necessary, to 15. No cap in any game.

Court # 3

| (Ref) Team vs. Team | Scores | | | |
|---------------------|---------|---------|---------|----------|
| | Game 1 | Game 2 | Game 3 | |
| (CC2) CC1 vs. CC3 | 25 - 16 | 25 - 9 | - | 9:00 AM |
| (BB1) BB2 vs. BB3 | 25 - 15 | 25 - 12 | - | 10:00 AM |
| (AA3) AA1 vs. AA2 | 25 - 22 | 25 - 19 | - | 11:00 AM |
| (DD3) DD1 vs. DD2 | 23 - 25 | 28 - 26 | 15 - 12 | Noon |

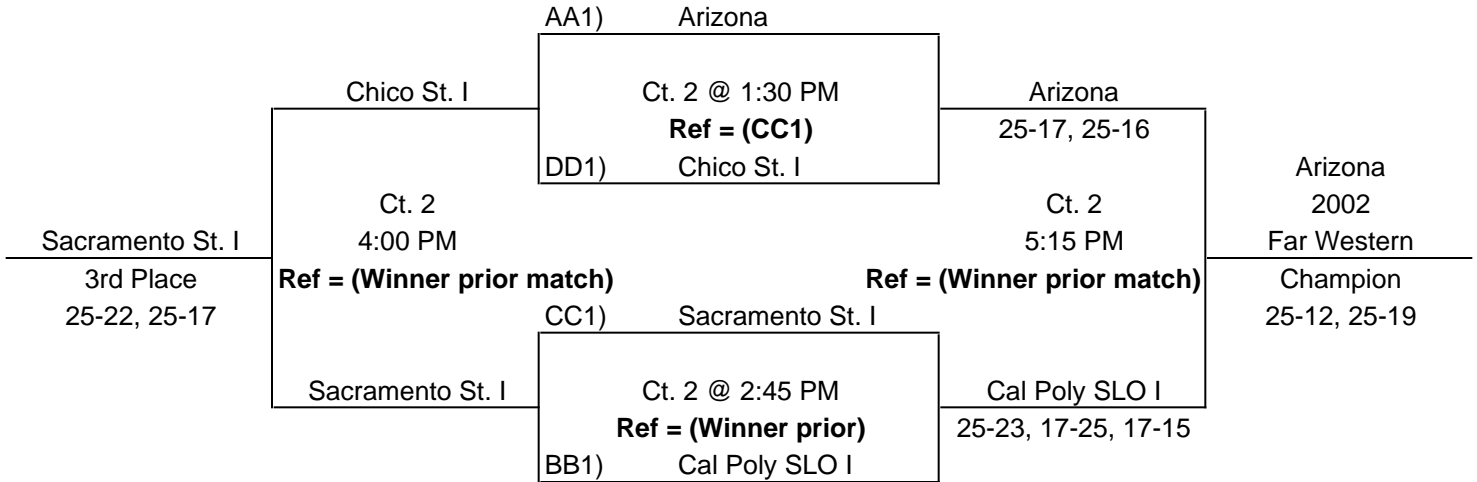
2002 Collegiate Far Western Volleyball Invitational

Saturday-Sunday, February 16-17

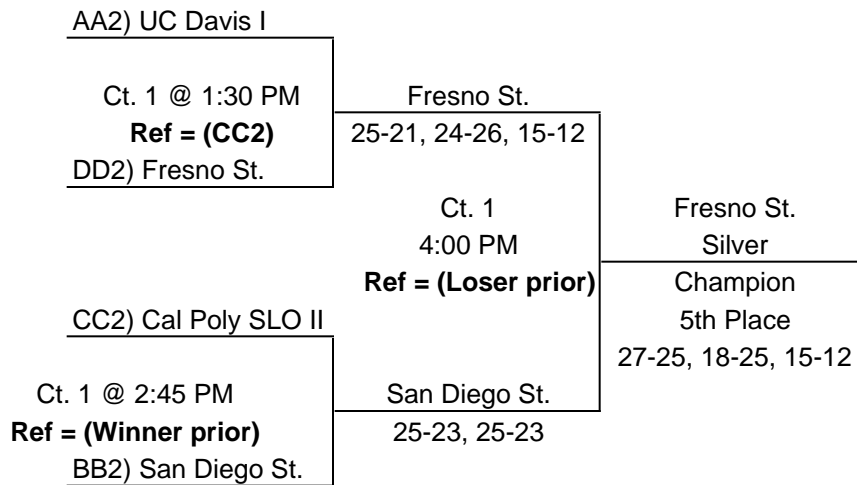
Sunday, February 17

Championship bracket play

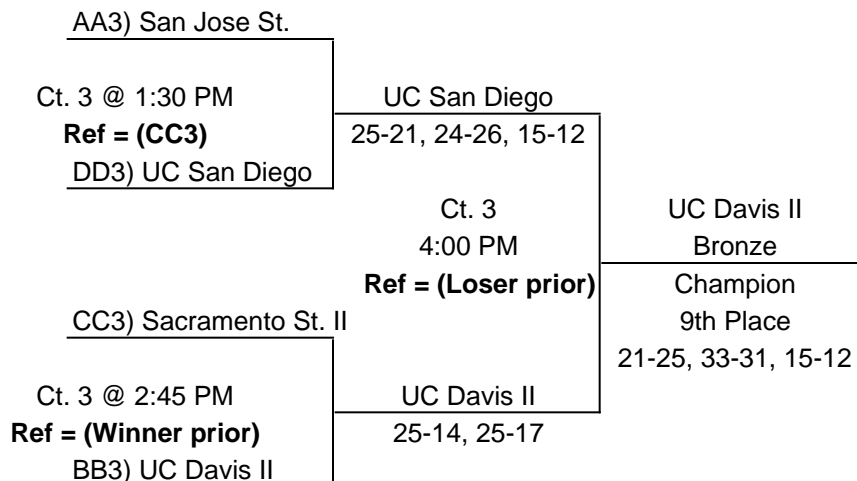
Gold



Silver



Bronze



2002 Collegiate Far Western Volleyball Invitational

Saturday-Sunday, February 16-17

Consolation

Upper Hickey Gym, Courts 5 & 6

